

GRC

Architectural components have a way of sprucing up your space. Get them in with **Birla White GRC**. Birla White GRC is basically glass-fibre reinforced concrete, which is a versatile and lightweight moulding material.

It has been developed so you can construct complex yet strong wall profiles. Along with supporting architecture ideas, it also helps with exquisite designs. This makes it the preferred choice for designers as well. Useful for restoration, renovation and new construction, Birla White GRC offers a wide range of possibilities in terms of shapes, forms and textures.



PRODUCT HIGHLIGHTS



TOUGH & DURABLE



NON-COMBUSTIBLE




NO HEALTH RISKS



QUICK INSTALLATION

GALLERY



FEATURES

- 75% lighter than ordinary concrete
- High adaptability
- High durability
- No Health Risk
- Non-combustible






BENEFITS

- Resists high impact
- Can be cut without chipping
- Can be installed quickly
- Is easily fixable
- No external reinforcement required

APPLICATION

- Textured or Curved Bands
- Ornamental and Architectural Components (Arches, Brackets, Zharokhas, Partitions, Domes, etc.)
- Decorative Roofing

ORNAMENTAL AND ARCHITECTURAL



SCAN TO
KNOW MORE

